



Washington County, TX

# My Treasurers Report Summary

Date Range: 08/01/2024 - 08/31/2024

Fund	Beginning Cash Balance	Revenues	Expenses	Net Change Assets	Net Change Liabilities	Calculated Ending Balance	Actual Ending Balance	Calculated - Actual Ending
010 - GENERAL FUND	1,072,032.38	820,489.49	1,362,366.18	10,000.00	160,401.74	359,753.95	954,296.57	-594,542.62
015 - ENGINEERING & DEVELOPMENT SERVICES	1,893,975.60	113,907.95	586,201.56	0.00	27,722.03	1,399,959.96	1,379,886.93	14,073.03
016 - CONSTABLES FORFEITURE FUND	0.00	0.00	0.00	0.00	0.00	0.00	0.00	0.00
020 - SB 22	0.00	0.00	203,119.05	0.00	-8.07	-203,110.98	0.00	-203,110.98
021 - HIGHWAY 290/36	31,839.47	2,770.40	0.00	0.00	0.00	34,609.87	31,891.45	2,718.42
022 - OPIOID SETTLEMENT	0.00	52.22	0.00	0.00	0.00	52.22	0.00	52.22
023 - JP TECHNOLOGY	30,012.97	1,197.62	78.96	0.00	0.00	31,131.63	30,662.94	468.69
024 - DISTRICT ATTORNEY LEOSE FUNDS	6,492.71	10.60	0.00	0.00	0.00	6,503.31	6,503.31	0.00
025 - DISTRICT ATTORNEY	-22,325.82	112,211.64	119,946.72	0.00	8,974.74	-39,035.64	-39,035.64	0.00
026 - DISTRICT ATTORNEY - HOT CHECK	486.71	1.06	0.00	0.00	0.00	487.77	487.77	0.00
027 - CAPEX GENERAL FUND	0.00	0.00	0.00	0.00	0.00	0.00	0.00	0.00
029 - EMS	-2,704,515.35	770,851.76	1,034,445.64	0.00	46,840.00	-3,014,949.23	-3,014,949.23	0.00
030 - AMBULANCE SERVICE SUPPLEMENT PAYMENT	55,494.70	-9,890.22	134.20	0.00	0.00	45,470.28	45,470.28	0.00
031 - AMERICAN RESCUE PLAN ACT	894,291.63	13,637.16	4,763.75	0.00	0.00	903,165.04	890,980.01	12,185.03
032 - CORONAVIRUS RELIEF FUND	-73,569.59	-132.02	0.00	0.00	0.00	-73,701.61	-73,701.61	0.00
033 - SILVER GRAYON PROJECT	0.00	0.00	0.00	0.00	0.00	0.00	0.00	0.00
034 - AVIATION CAPITAL IMPROVEMENT FUND	0.00	0.00	0.00	0.00	0.00	0.00	0.00	0.00
035 - EMS DONATION	93,815.61	3,724.44	-11,580.30	0.00	0.00	109,120.35	108,417.33	703.02
036 - CRIMINAL JUSTICE	-6,726.84	25,648.10	0.00	0.00	0.00	18,921.26	18,921.26	0.00
037 - RURAL ADDRESSING	53,550.51	998.27	0.00	0.00	0.00	54,548.78	53,962.93	585.85
038 - MARCOTTIC	0.00	0.00	0.00	0.00	0.00	0.00	0.00	0.00
039 - LAW LIBRARY	64,936.83	630.11	1,077.00	0.00	0.00	64,489.94	64,489.94	0.00
040 - CHECK AND PROCESS	24,035.88	0.00	0.00	0.00	0.00	24,035.88	24,035.88	0.00
041 - SHERIFF ESCROW	25,914.32	2,821.50	80.00	0.00	0.00	28,655.82	28,655.82	0.00
042 - CHILD FOSTER CARE	42,614.13	1,195.33	0.00	0.00	0.00	43,809.46	43,340.77	468.69
043 - EDS CAPEX FUND	0.00	0.00	0.00	0.00	0.00	0.00	0.00	0.00
044 - SNACK ACCOUNT	6,980.62	11.40	0.00	0.00	0.00	6,992.02	6,992.02	0.00
045 - SCHOOL LAND DAMAGE	6,453.12	151.12	0.00	0.00	0.00	6,604.24	6,453.65	140.59
046 - PERMANENT SCHOOL / AVAILABILITY	203,409.61	99,223.45	9,655.00	0.00	0.00	292,978.06	286,749.32	6,228.74
048 - SCHOOL LAND IMPROVEMENT	99,462.95	2,154.33	0.00	0.00	0.00	101,617.28	99,625.32	1,991.96
049 - DISTRICT ATTORNEY FORFEITURE ACCOUNT	86,554.71	188.98	0.00	0.00	0.00	86,743.69	86,743.69	0.00
050 - SHERIFF FORFEITURE ACCOUNT	5,214.41	11.38	0.00	0.00	0.00	5,225.79	5,225.79	0.00
051 - FORFEITURE OF ASSETS ACCOUNT	0.00	0.00	0.00	0.00	0.00	0.00	0.00	0.00
052 - RECORD MANAGEMENT PRESERVATION	141,854.74	8,040.71	0.00	0.00	0.00	149,895.45	148,489.38	1,406.07
053 - OPEB FUNDING	25,100.73	1,095.56	0.00	0.00	0.00	26,196.29	25,141.71	1,054.58
054 - DISTRICT CLERK - RMP	74,881.94	122.24	0.00	0.00	0.00	75,004.18	75,004.18	0.00
055 - COUNTY LAND DISTRICT CLERK TECH FUND	26,817.04	142.39	929.07	0.00	0.00	26,030.36	26,030.36	0.00

Fund	Beginning Cash Balance	Revenues	Expenses	Net Change Assets	Net Change Liabilities	Calculated Ending Balance	Actual Ending Balance	Calculated - Actual Ending
056 - RECORD PRESERVATION	3,655.29	1,247.77	0.00	0.00	0.00	4,903.06	4,317.21	585.85
057 - SEIZURE ACCOUNT	0.00	0.00	0.00	0.00	0.00	0.00	0.00	0.00
058 - VACANT FUND	0.00	0.00	0.00	0.00	0.00	0.00	0.00	0.00
059 - ARCHIVE FEE COUNTY CLERK	78,680.15	6,476.72	0.00	0.00	0.00	85,156.87	84,688.18	468.69
060 - PERSONNEL / EMPLOYEE TESTING	22,038.19	29.98	3,672.21	0.00	0.00	18,395.96	18,395.96	0.00
061 - CONSTABLE PRECINCT 1 TRAINING FUND	3,150.72	6.81	251.95	0.00	0.00	2,905.58	2,905.58	0.00
062 - CONSTABLE PRECINCT 2 TRAINING FUND	3,928.73	8.58	0.00	0.00	0.00	3,937.31	3,937.31	0.00
063 - CONSTABLE PRECINCT 3 TRAINING FUND	3,602.18	7.86	0.00	0.00	0.00	3,610.04	3,610.04	0.00
064 - CONSTABLE PRECINCT 4 TRAINING FUND	8,518.38	18.60	0.00	0.00	0.00	8,536.98	8,536.98	0.00
065 - COMMUNITY SERVICE RESTITUTION	61,583.36	134.46	0.00	0.00	0.00	61,717.82	61,717.82	0.00
066 - PECAN GLEN ROAD DISTRICT DEBT SERVICE	80,576.24	315.98	51,403.49	0.00	0.00	29,488.73	29,488.73	0.00
067 - INTEREST AND SINKING FUND	68,811.87	12,410.90	6,350.00	0.00	0.00	74,872.77	65,554.74	9,318.03
068 - PECAN GLEN ROAD DISTRICT PROJECT ACCOUNT	16,440.18	2.09	0.00	0.00	0.00	16,442.27	16,442.27	0.00
069 - COURTHOUSE RESTORATION FUND	0.00	0.00	0.00	0.00	0.00	0.00	0.00	0.00
070 - COURTHOUSE SECURITY	116,845.52	2,242.75	0.00	0.00	0.00	119,088.27	118,385.25	703.02
071 - DISTRICT COURT ARCHIVE FUND	29,104.89	47.51	0.00	0.00	0.00	29,152.40	29,152.40	0.00
072 - UNCLAIMED AND ABANDONED PROPERTY	27,969.32	157.45	0.00	0.00	0.00	28,126.77	28,126.77	0.00
073 - HOMELAND SECURITY	595.64	0.97	0.00	0.00	0.00	596.61	596.61	0.00
074 - WC-TX COMMUNITY DEVELOPMENT PROGRAM	646.88	1.41	0.00	0.00	0.00	648.29	648.29	0.00
075 - ENGINEERING AND DEVELOPMENT CLEARING	16,966.82	-28.68	0.00	0.00	0.00	16,938.14	18,118.10	-1,179.96
076 - TOBACCO SETTLEMENT	144,908.74	1,646.65	0.00	0.00	0.00	146,555.39	145,145.30	1,410.09
077 - JUSTICE OF THE PEACE 4 PAYABLE	6,732.13	0.00	0.00	0.00	-2,837.64	9,569.77	9,569.77	0.00
078 - SHERIFF EQUIPMENT	0.00	0.00	0.00	0.00	0.00	0.00	0.00	0.00
079 - EXPO	0.00	0.00	0.00	0.00	-19,011.89	19,011.89	0.00	19,011.89
080 - CLERK ELECTIONS ACCOUNT	36,028.80	51.46	4,507.11	0.00	0.00	31,573.15	31,573.15	0.00
081 - HAVA GRANT EQUIPMENT ACCOUNT	2,625.00	0.00	0.00	0.00	0.00	2,625.00	2,625.00	0.00
082 - JUSTICE OF THE PEACE 3 PAYABLE	11,596.34	0.00	0.00	0.00	834.61	10,761.73	10,761.73	0.00
083 - JUSTICE OF THE PEACE 2 PAYABLE	12,160.67	0.00	0.00	0.00	-2,963.08	15,123.75	15,123.75	0.00
084 - JUSTICE OF THE PEACE 1 PAYABLE	14,669.35	0.00	0.00	0.00	6,600.63	8,068.72	8,068.72	0.00
085 - BRAZOS VALLEY HOME CONSORTIUM	0.00	0.00	0.00	0.00	0.00	0.00	0.00	0.00
086 - 2008 HEALTH PILOT GRANT	29,892.56	48.80	0.00	0.00	0.00	29,941.36	29,941.36	0.00
087 - TDRA	0.00	0.00	0.00	0.00	0.00	0.00	0.00	0.00
088 - BAIL BOND ACCOUNT	8,096.68	13.22	0.00	0.00	0.00	8,109.85	8,109.85	0.00
089 - SHERIFF GRANT FUND	0.00	0.00	0.00	0.00	0.00	0.00	0.00	0.00
090 - BPA/DA SEIZURE ACCOUNT	97,814.31	213.56	0.00	0.00	0.00	98,027.87	98,027.87	0.00
091 - SO TRAINING FUND	14,736.88	24.06	0.00	0.00	0.00	14,760.94	14,760.94	0.00
092 - SO DONATION FUND	79,387.70	120.00	5,877.15	0.00	0.00	73,630.55	73,630.55	0.00
093 - HOTEL / MOTEL TAX	196,367.79	19,634.44	0.00	0.00	0.00	216,002.23	13,574.11	202,428.12
094 - HEALTHY COUNTY REWARDS	3,595.24	5.87	0.00	0.00	0.00	3,601.11	3,601.11	0.00
095 - ENVIRONMENTAL CLEARING	0.00	0.00	0.00	0.00	0.00	0.00	0.00	0.00
096 - CO. ATTY. PRETRIAL DIVERSION	22,543.73	3,041.70	0.00	0.00	0.00	25,585.43	25,585.43	0.00
097 - GENERAL FIXED ASSETS	0.00	0.00	0.00	0.00	0.00	0.00	0.00	0.00
098 - PAYROLL CLEARING FUND	891,735.93	-165.71	0.00	0.00	248,175.82	643,394.40	887,371.95	-243,977.55

My Treasurers Report

Date Range: 08/01/2024 - 08/31/2024

Fund	Beginning Cash Balance	Revenues	Expenses	Net Change Assets	Net Change Liabilities	Calculated Ending Balance	Actual Ending Balance	Calculated - Actual Ending
099 - POOLED CASH	0.00	0.00	0.00	0.00	788,890.48	-788,890.48	0.00	-788,890.48
<b>Report Total:</b>	<b>4,275,091.88</b>	<b>2,018,982.18</b>	<b>3,383,278.74</b>	<b>10,000.00</b>	<b>1,263,619.37</b>	<b>1,637,175.95</b>	<b>3,192,874.96</b>	<b>-1,555,699.01</b>



Washington County, TX

# My Treasurers Report Summary

Date Range: 08/01/2024 - 08/31/2024

Fund	Beginning Cash Balance	Revenues	Expenses	Net Change Assets	Net Change Liabilities	Calculated Ending Balance	Actual Ending Balance	Calculated - Actual Ending
010 - GENERAL FUND	24,409,769.37	820,489.49	1,362,366.18	-600,690.31	-600,690.31	25,069,273.30	23,809,079.06	1,260,194.24
015 - ENGINEERING & DEVELOPMENT SERVICES	3,127,747.49	113,907.95	586,201.56	14,073.03	14,073.03	2,627,307.82	3,141,820.52	-514,512.70
021 - HIGHWAY 290/36	604,609.25	2,770.40	0.00	2,718.42	2,718.42	601,942.81	607,327.67	-5,384.86
023 - JP TECHNOLOGY	104,242.99	1,197.62	78.96	468.69	468.69	104,424.27	104,711.68	-287.41
030 - AMBULANCE SERVICE SUPPLEMENT PAYMENT	0.00	-9,890.22	134.20	0.00	0.00	-10,024.42	0.00	-10,024.42
031 - AMERICAN RESCUE PLAN ACT	2,708,134.29	13,637.16	4,763.75	12,185.03	12,185.03	2,697,637.64	2,720,319.32	-27,681.68
032 - CORONAVIRUS RELIEF FUND	0.00	-132.02	0.00	0.00	0.00	-132.02	0.00	-132.02
035 - EMS DONATION	156,364.43	3,724.44	-11,580.30	703.02	703.02	170,263.13	157,067.45	13,195.68
037 - RURAL ADDRESSING	130,303.78	998.27	0.00	585.85	585.85	130,130.35	130,889.63	-759.28
042 - CHILD FOSTER CARE	104,242.99	1,195.33	0.00	468.69	468.69	104,500.94	104,711.68	-210.74
045 - SCHOOL LAND DAMAGE	31,272.89	151.12	0.00	140.59	140.59	31,142.83	31,413.48	-270.65
046 - PERMANENT SCHOOL / AVAILABILITY	1,385,347.36	99,223.45	9,655.00	6,228.74	6,228.74	1,462,458.33	1,391,576.10	70,882.23
048 - SCHOOL LAND IMPROVEMENT	443,032.59	2,154.33	0.00	1,991.96	1,991.96	441,203.00	445,024.55	-3,821.55
052 - RECORD MANAGEMENT PRESERVATION	312,728.88	8,040.71	0.00	1,406.07	1,406.07	317,957.45	314,134.95	3,822.50
053 - OPER FUNDING	234,546.71	1,095.56	0.00	1,054.58	1,054.58	233,533.11	235,601.29	-2,068.18
056 - RECORD PRESERVATION	130,303.78	1,247.77	0.00	585.85	585.85	130,379.85	130,889.63	-509.78
059 - ARCHIVE FEE COUNTY CLERK	104,242.99	6,476.72	0.00	468.69	468.69	109,782.33	104,711.68	5,070.65
067 - INTEREST AND SINKING FUND	2,072,433.51	12,410.90	6,350.00	9,318.03	9,318.03	2,059,858.35	2,081,751.54	-21,893.19
070 - COURTHOUSE SECURITY	156,364.43	2,242.75	0.00	703.02	703.02	157,201.14	157,067.45	133.69
076 - TOBACCO SETTLEMENT	313,624.17	1,646.65	0.00	1,410.09	1,410.09	312,450.64	315,034.26	-2,583.62
093 - HOTEL / MOTEL TAX	469,093.38	19,634.44	0.00	202,428.12	202,428.12	83,871.58	671,521.50	-587,649.92
<b>Report Total:</b>	<b>36,998,405.28</b>	<b>1,102,222.82</b>	<b>1,957,969.35</b>	<b>-343,751.84</b>	<b>-343,751.84</b>	<b>36,830,162.43</b>	<b>36,654,653.44</b>	<b>175,508.99</b>

WASHINGTON COUNTY INVESTMENT REPORT 2024  
 JULY 2024

#	Purchase Mo	FUND	PMT Term	TERM	Mat Date	DEP	W/D's	Dates	Mo Int	BALANCE	CUSIP	%	YTD INT
1	Bob	TASP	30	12 months	7/22/2024		\$209,007.13			\$0.00		4.40%	\$9,007.13
2	Bob	TOBACCO SETTLEMENT	76	12 months	7/26/2024		\$78,378.87			\$0.00		4.40%	\$3,378.87
3	Tx Class	GEN'L 5.260%	10					8/26/2024	\$48,729.09	\$8,459,498.46		5.25%	\$573,373.76
4	Tx Pool	GENERAL FUND	10			\$1,000,000.00		8/27/2024	\$580.60	\$1,000,580.60		5.30%	\$580.60
		ARPA 5.3142%	31						\$12,185.03	\$2,720,319.32		5.30%	\$156,996.83
		EDS 5.3142%	15						\$14,073.03	\$3,141,820.52		5.30%	\$109,491.35
		HWY 290/36	21						\$2,718.42	\$607,327.67		5.30%	\$21,120.92
		JPTech	23						\$468.69	\$104,711.68		5.30%	\$3,641.54
		CARES	32						\$0.00	\$0.00		5.30%	\$1,326.48
		EMS DONATIONS	35						\$703.02	\$157,067.45		5.30%	\$5,462.27
		RURAL ADDR	37						\$585.85	\$130,889.63		5.30%	\$4,551.96
		CHILD FOSTER	42						\$468.69	\$104,711.68		5.30%	\$3,641.54
		SCHOOL DAMAGE	45						\$140.59	\$31,413.48		5.30%	\$1,092.43
		PERM SCHOOL	46						\$6,228.74	\$1,391,576.10		5.30%	\$48,394.55
		SCHOOL DAMAGE	48						\$1,991.96	\$445,024.55		5.30%	\$15,476.52
		RECORD MGMT	52						\$1,406.07	\$314,134.95		5.30%	\$10,924.57
		OPER FUNDS	53						\$1,054.58	\$235,601.29		5.30%	\$8,193.47
		RECORD PRES	56						\$585.85	\$130,889.63		5.30%	\$4,551.96
CO CLK ARCHIVE	59						\$468.69	\$104,711.68		5.30%	\$3,641.54		
INT & SINKING	67						\$9,318.03	\$2,081,751.54		5.30%	\$72,955.55		
COURTHOUSE SEC	70						\$703.02	\$157,067.45		5.30%	\$5,462.27		
TOBACCO SETTLEMENT	76						\$1,410.09	\$315,034.26		5.30%	\$11,288.82		
HOTEL MOTEL	93						\$200,000.00	\$2,428.12		5.30%	\$16,705.94		

WASHINGTON COUNTY INVESTMENT REPORT 2024

JULY 2024

#	Purchase Mo	FUND	PMT Term	TERM	Mat Date	DEP	W/D's	Dates	Mo Int	BALANCE	CUSIP	%	YTD INT
6	January	SARRA NATL BK NEW	Maturity	12 Months	01/30/2025	\$249,000				\$249,000	78658RNC1	4.60%	
	January	ATLANTIC UN BK	Maturity	12 Months	01/30/2025	\$249,000				\$249,000	04911LA06	4.60%	
	February	WHEATON BANK & TRUST	Maturity	6 Months	8/20/2024	\$209,000		MATURED	\$5,314.90		96272JIF2	5.10%	\$5,314.90
	February	BARRINGTON B&TC NA	Maturity	6 Months	8/20/2024	\$200,000		MATURED	\$5,086.03		068513BR0	5.10%	\$5,086.03
	February	BANK OF AMERICA NA	Maturity	6 Months	8/22/2024	\$243,000		MATURED	\$6,058.36		06051XAL6	5.00%	\$6,058.36
	August	ALPINE CAP BK NEW	Maturity	12 Months	8/22/2025	\$150,000				\$150,000	02084BA8	4.10%	
	January	AMERICAN FIRST CR UN	Monthly	12 Months	01/16/2025	\$249,000			\$1,036.25	\$249,000	02616ACH0	4.90%	\$6,150.64
	January	PROSPECT BK PARIS	Monthly	12 Months	01/16/2025	\$249,000			\$1,004.53	\$249,000	704349DU1	4.75%	\$5,962.36
	January	COMMUNITYWIDE FCU	Monthly	12 Months	01/17/2025	\$249,000			\$1,057.40	\$249,000	20416TBE1	5.00%	\$5,696.31
	February	TRUSTEEN FINANCIAL	Monthly	12 Months	2/27/2025	\$248,000			\$1,053.15	\$248,000	89841MBD8	5.00%	\$5,197.61
	January	SOUTHERN STS BK	Monthly	15 Months	04/14/2025	\$226,000			\$854.16	\$226,000	843879EZ6	4.45%	\$5,069.84
	February	STELLAR BANK	Monthly	15 Months	5/21/2025	\$249,000		SOLD -DUP			85855TCB7	4.85%	\$584.66
	January	BROOKLINE BK MASS	Monthly	18 Months	07/14/2025	\$249,000			\$951.66	\$249,000	11373QLH9	4.50%	\$5,648.56
	January	INVESTAR BK NATL	Monthly	18 Months	07/17/2025	\$203,000			\$758.61	\$203,000	46091MAY0	4.40%	\$4,502.72
	January	1ST FINL BK USA	Monthly	18 Months	07/18/2025	\$249,000			\$919.94	\$249,000	32022RWK9	4.35%	\$5,460.28
	January	HEARTLAND BK	Monthly	18 Months	07/18/2025	\$249,000			\$919.94	\$249,000	42236KAX3	4.35%	\$5,460.28
	January	FARMERS & MERCHANTS	Monthly	18 Months	07/18/2025	\$249,000			\$919.94	\$249,000	30781LIG5	4.35%	\$5,460.28
	January	FIRST BK OHIO TIFIN	Monthly	18 Months	07/29/2025	\$200,000			\$738.90	\$200,000	31926AAP8	4.35%	\$4,338.07
	February	STELLAR BANK	Monthly	18 Months	8/21/2025	\$200,000			\$815.34	\$200,000	85855TBW2	4.80%	\$4,024.10
	February	BORDER BANK	Monthly	19 Months	9/23/2025	\$200,000			\$789.86	\$200,000	09968TAV1	4.55%	\$3,898.44
	January	SOUTHERN FIRST BK N	Monthly	20 Months	09/23/2025	\$249,000			\$930.51	\$249,000	84287PIG8	4.40%	\$5,523.02
	January	PEOPLES BK CO	Monthly	24 Months	01/12/2026	\$244,000			\$891.10	\$244,000	710275G3	4.30%	\$6,122.73
	January	OREGON CMNTY CR UN	Monthly	24 Months	01/12/2026	\$249,000			\$972.81	\$249,000	68584JAL3	4.60%	\$4,801.27
	January	AMERICAN COML BK &	Monthly	24 Months	01/16/2026	\$249,000			\$867.07	\$249,000	02519ACF2	4.10%	\$5,957.61
	January	EXCHANGE BK KEARNEY	Monthly	24 Months	01/20/2026	\$249,000			\$845.92	\$249,000	301074HQ6	4.00%	\$5,020.94
	January	EH NATL BK BEVERLY	Monthly	24 Months	01/20/2026	\$200,000			\$679.45	\$200,000	26853MAH7	4.00%	\$4,032.86
	January	COMMERCIAL BK ST	Monthly	27 Months	04/30/2026	\$249,000			\$493.45	\$249,000	201487AF2	4.25%	\$5,334.74
	January	STATE BK OF TOLEDO	Monthly	30 Months	07/31/2026	\$140,000			\$111.29	\$140,000	85642NAC8	4.15%	\$2,435.41
	January	ENTERPRISE BK & TR	Monthly	30 Months	07/31/2026	\$140,000			\$511.29	\$140,000	29367SKT0	4.30%	\$3,018.80
	January	OLD DOMINION NATL BK	Monthly	36 Months	01/26/2027	\$249,000			\$856.49	\$249,000	6793585G2	4.05%	\$5,083.24
	January	INTERNATIONAL BK	Monthly	36 Months	01/26/2027	\$249,000			\$867.07	\$249,000	45906AEC7	4.10%	\$5,146.48
	January	SAUK VY BK & TR CO	Monthly	36 Months	01/29/2027	\$249,000			\$877.64	\$249,000	804375FA7	4.15%	\$5,030.24
	January	WELLS FARGO BK N A	Monthly	36 Months	01/29/2027	\$249,000			\$888.21	\$249,000	94976ALK8	4.20%	\$5,208.66
	January	FARMERS & MERCHANTS	Monthly	36 Months	02/01/2027	\$249,000			\$877.64	\$249,000	3086938G4	4.15%	\$5,180.91
	February	TTCU FED CR UN TULSA	Monthly	36 Months	02/01/2027	\$249,000			\$898.79	\$249,000	89854LAM5	4.25%	\$4,348.95
	February	DOGWOOD STATE BANK	Monthly	9 Months	11/29/2024	\$100,000			\$428.90	\$100,000	25660BBR3	5.05%	\$7,116.84
	March	MARINE FED CR UNION	Monthly	12 Months	3/20/2025	\$248,000			\$1,053.15	\$248,000	56824JAC7	5.00%	\$4,144.66
	March	MVB BK INC FAIRMONT WV	Monthly	24 Months	3/27/2026	\$200,000			\$815.34	\$200,000	62847NEI6	4.80%	\$4,024.10
	August	WORKERS FED CR UN	Monthly	36 Months	8/23/2027	\$249,000				\$249,000	98138MCH1	4.00%	
	August	GENERAL ELEC CR UN	Monthly	36 Months	8/27/2027	\$249,000				\$249,000	369674CX2	4.00%	
	August	COVANTAGE CR UN	Quarterly	24 Months	8/24/2026	\$247,000				\$247,000	22282XAF7	4.15%	
	January	BMO BK NATL ASSN	Semi-Ann	18 months	07/10/2025	\$249,000			\$5,462.99	\$249,000	05610LEX8	4.40%	\$5,462.99
	January	MILESTONE BK SALT	Semi-Ann	18 months	07/10/2025	\$249,000			\$5,400.91	\$249,000	59934MAY0	4.35%	\$5,400.91
	January	SIMMONS BK PINE	Semi-Ann	18 months	07/11/2025	\$249,000			\$5,587.15	\$249,000	82869AEE7	4.50%	\$5,587.15
	January	WESTERN ALLIANCE BK	Semi-Ann	18 months	07/16/2025	\$249,000			\$5,711.31	\$249,000	95763PRQ6	4.60%	\$5,711.31
	February	VALLEY NATIONAL BANK	Semi-Ann	18 Months	8/21/2025	\$200,000			\$4,836.71	\$200,000	919683KL4	4.85%	\$4,836.71
	January	FLAGSTAR BK NATL	Semi-Ann	23 months	12/10/2025	\$249,000			\$5,462.99	\$249,000	33847GBE4	4.40%	\$5,462.99
	January	GOLDMAN SACHS BK USA	Semi-Ann	24 months	01/09/2026	\$249,000			\$4,966.36	\$249,000	38150VRH4	4.00%	\$4,966.36

WASHINGTON COUNTY INVESTMENT REPORT 2024

JULY 2024

January	BANK HOPE LOS	Semi-Ann	24 months	01/12/2026	\$249,000	\$5,152.59	\$249,000	062683JTS	4.30%	\$5,152.59
January	BMW BK NORTH AMER	Semi-Ann	24 months	01/12/2026	\$249,000	\$5,276.75	\$249,000	05580AAZ4	4.15%	\$5,276.75
January	OHIO VY BK CO	Semi-Ann	24 months	01/16/2026	\$249,000	\$5,090.51	\$249,000	677721BG4	4.10%	\$5,090.51
January	DALLAS CAP BK NA TX	Semi-Ann	24 months	01/20/2026	\$249,000	\$5,090.51	\$249,000	234553EA9	4.00%	\$5,090.51
January	TOWNEBANK PORTSMOUTH	Semi-Ann	24 months	01/20/2026	\$200,000	\$4,238.36	\$200,000	89214PEF2	4.10%	\$4,238.36
January	AMERICAN BK & TR CO	Semi-Ann	30 months	07/30/2026	\$244,000	\$5,231.63	\$244,000	024269DD4	4.30%	\$5,231.63
January	FIRST FNDTN BK	Semi-Ann	30 months	07/30/2026	\$244,000	\$5,109.96	\$244,000	32026USP7	4.20%	\$5,109.96
January	BNY MELLON N A INSTL	Semi-Ann	36 Months	01/29/2027	\$245,000	\$4,947.66	\$245,000	05584CLC8	4.05%	\$4,947.66
January	FIRSTBANK PUERTO	Semi-Ann	36 Months	02/01/2027	\$244,000	\$5,049.13	\$244,000	33767GGH5	4.15%	\$5,049.13
February	SOUTH STORY BANK & TRUST	Semi-Ann	15 Months	5/28/2025	\$200,000	\$4,736.99	\$200,000	840461BF3	4.75%	\$4,736.99
May	FNMA	Semi-Ann	36 Months	5/14/2027	\$265,000	\$3,135.65	\$265,000	3135GAS85	5.00%	\$3,135.65
June	MORGAN STANLEY BK SALT	Semi-Ann	18 months	12/5/2025	\$243,000	\$243,000	\$243,000	61690DRX8	5.20%	\$243,000
June	MORGAN STANLEY PRIVATE	Semi-Ann	18 months	12/5/2025	\$243,000	\$243,000	\$243,000	61768EAW2	5.20%	\$243,000
August	ORENTAL BK BROKED	Semi-Ann	24 months	8/26/2026	\$163,000	\$163,000	\$163,000	68621KCX7	4.00%	\$163,000
August	BARCLAYAS BK DEL	Semi-Ann	24 months	8/28/2026	\$150,000	\$150,000	\$150,000	06740KSW8	4.00%	\$150,000
August	FEDERAL HOME LN MTG	Semi-Ann	36 Months	8/20/2027	\$330,000	\$330,000	\$330,000	3134HAFS7	4.00%	\$330,000
August	HSBC BK USA NATL	Semi-Ann	36 Months	8/23/2027	\$244,000	\$244,000	\$244,000	44330U3E0	4.20%	\$244,000
August	JPMORGAN CHASE BK N	Semi-Ann	36 Months	8/27/2027	\$220,000	\$220,000	\$220,000	46657VHE3	4.10%	\$220,000
March	MONEY MARKET TR ACCT					\$24.09				\$113.77

Total Mo Int	Total Balance	YTD INT
\$235,658.56	\$ 36,654,653.44	\$1,346,058.48

# Reportfolio

Bank of Brenham, Brenham, TX  
Published: 9/3/2024 8:50:43 AM

Management Report  
Pledged To: WASHINGTON COUNTY

Date: 31-Aug-24  
Section V-C  
Page: 28

Code	Cusip	Description	Pool	Moody	Original Face	Pledged	Pledged	Pledged	Pledged
Trans#	Maturity	Prerfund	Coupon	StdPool	Pledged Percent	Original Face Value	Par Value	Book Value	Market Value
Location	FAS 115								

TIB	3128P8DR9	FHLMC Pool #C91912	C91912		\$1,200,000.00	\$1,200,000.00	\$301,960.73	\$306,257.30	\$285,518.97
	476944201710260	2/1/2037	3.000		100.00%				
THE INDEPENDENT BANKERS AFS									

TIB	3138ESC71	FNMA Pool #AL9993	AL9993		\$2,000,000.00	\$2,000,000.00	\$569,337.00	\$573,998.35	\$535,057.22
	461285201704121	2/1/2037	3.000		100.00%				
THE INDEPENDENT BANKERS AFS									

TIB	31418CG81	FNMA Pool #MA2922	MA2922		\$3,500,000.00	\$3,500,000.00	\$924,211.19	\$931,867.55	\$871,142.98
	456325201702101	3/1/2037	3.000		100.00%				
THE INDEPENDENT BANKERS AFS									

TIB	3128P8D57	FHLMC Pool #C91924	C91924		\$3,000,000.00	\$3,000,000.00	\$720,681.96	\$728,163.71	\$682,565.09
	461275201704121	4/1/2037	3.000		100.00%				
THE INDEPENDENT BANKERS AFS									

TIB	3128P8D81	FHLMC Pool #C91927	C91927		\$1,000,000.00	\$1,000,000.00	\$171,825.10	\$173,750.54	\$162,417.68
	463495201705100	5/1/2037	3.000		100.00%				
THE INDEPENDENT BANKERS AFS									

TIB	31418CSC9	FNMA Pool #MA3214	MA3214		\$1,250,000.00	\$1,250,000.00	\$222,896.05	\$223,932.83	\$209,216.92
	484406201801220	12/1/2037	3.000		100.00%				
THE INDEPENDENT BANKERS AFS									

6 MBS - Fixed Rate									
					\$11,950,000.00	\$2,910,912.03	\$2,937,970.28	\$2,745,918.86	

TIB	667910GQ0	N W HARRIS CNTY TX MUNI UTILIT			\$450,000.00	\$450,000.00	\$450,000.00	\$445,866.27	\$422,806.50
	482002201712181	3/1/2037	3.250	AA	100.00%				
THE INDEPENDENT BANKERS AFS									

TIB	421033DY4	HAYS CNTY TX WC&ID #2			\$475,000.00	\$475,000.00	\$475,000.00	\$471,836.34	\$444,381.50
	478390201711151	9/1/2037	3.250	AA	100.00%				
THE INDEPENDENT BANKERS AFS									

TIB	850218FW3	SPRING W TX MUNI UTILITY DIST			\$500,000.00	\$500,000.00	\$500,000.00	\$495,260.05	\$467,770.00
	482008201712181	9/1/2037	3.250	AA	100.00%				
THE INDEPENDENT BANKERS AFS									

TIB	705116UN9	PECAN GROVE TX MUNI UTILITY DI			\$1,085,000.00	\$1,085,000.00	\$1,085,000.00	\$1,065,544.40	\$852,766.60
	530125201910160	9/1/2040	2.750	AA	100.00%				
THE INDEPENDENT BANKERS AFS									

\*\* If no data is shown, then there are no pledges for the current period.



# Reportfolio

Bank of Brenham, Brenham, TX  
Published: 9/3/2024 8:50:43 AM

Management Report  
Pledged To: WASHINGTON COUNTY

Date: 31-Aug-24  
Section V-C  
Page: 29

## Safetkeeping

Code	Cusip	Description	Pool	Moody	Original Face	Pledged	Pledged	Pledged	Pledged
Trans#	Maturity	Prerfund	Coupon	StdPool	Pledged Percent	Original Face Value	Par Value	Book Value	Market Value
Location	FAS 115								

TIB	977810KG4	WOLFFORTH TX	2.375	AA-	\$1,245,000.00	100.00%	\$1,245,000.00	\$1,245,000.00	\$1,240,935.39	\$900,271.95
THE INDEPENDENT BANKERS AFS										

TIB	41423LFD3	HARRIS CNTY TX MUNI UTILITY DI	2.250	A3	\$1,755,000.00	100.00%	\$1,755,000.00	\$1,755,000.00	\$1,716,653.66	\$1,134,905.85
THE INDEPENDENT BANKERS AFS										

TIB	194748FX2	COLLIN CNTY TX MUNI UTILITY DI	3.000	A2	\$880,000.00	100.00%	\$880,000.00	\$880,000.00	\$879,116.97	\$709,764.00
THE INDEPENDENT BANKERS AFS										

TIB	187145KS5	CLIFTON TX HGR EDU FIN CORP ED	4.000	AAA	\$1,000,000.00	100.00%	\$1,000,000.00	\$1,000,000.00	\$1,068,349.69	\$988,950.00
THE INDEPENDENT BANKERS AFS										

TIB	61371TEZ8	MONTGOMERY CNTY TX MUNI UTILIT	3.000	A1	\$1,255,000.00	100.00%	\$1,255,000.00	\$1,255,000.00	\$1,255,000.00	\$993,721.55
THE INDEPENDENT BANKERS AFS										

TIB	97000VGC5	WILLIAMSON CNTY TX MUNI UTILIT	2.750	Baa3	\$1,330,000.00	100.00%	\$1,330,000.00	\$1,330,000.00	\$1,330,000.00	\$1,019,312.00
THE INDEPENDENT BANKERS AFS										

TIB	97001YEA4	WILLIAMSON CNTY TX MUNI UTILIT	3.000	A1	\$680,000.00	100.00%	\$680,000.00	\$680,000.00	\$680,000.00	\$547,719.60
THE INDEPENDENT BANKERS AFS										

TIB	139042VG7	CANYON TX REGL WTR AUTH CONTRA	2.500	A+	\$950,000.00	100.00%	\$950,000.00	\$950,000.00	\$950,000.00	\$645,572.50
THE INDEPENDENT BANKERS AFS										

TIB	41420VGD7	HARRIS CNTY TX MUNI UTILITY DI	2.375	AA	\$625,000.00	100.00%	\$625,000.00	\$625,000.00	\$625,000.00	\$430,412.50
THE INDEPENDENT BANKERS AFS										

TIB	82621RFA0	SIENA MUNI UTILITY DIST #2 TX	3.500	Baa1	\$1,175,000.00	100.00%	\$1,175,000.00	\$1,175,000.00	\$1,166,874.12	\$1,030,486.75
THE INDEPENDENT BANKERS AFS										

\*\* If no data is shown, then there are no pledges for the current period.

# Reportfolio

Bank of Brenham, Brenham, TX  
Published: 9/3/2024 8:50:43 AM

Management Report  
Pledged To: WASHINGTON COUNTY

Date: 31-Aug-24  
Section V-C  
Page: 30

Code	Cusip	Description	Pool	Moody	Original Face	Pledged	Pledged	Pledged	Pledged
Location	Trans#	Maturity	Coupon	StdPool	Pledged Percent	Original Face Value	Par Value	Book Value	Market Value

TIB	0418067R5	ARLINGTON TX HGR EDU FIN CORP	3.850	AAA	\$1,000,000.00	\$1,000,000.00	\$1,000,000.00	\$1,000,000.00	\$927,910.00
	668252202204140	8/15/2047			100.00%				

TIB	34684WFH9	FORT BEND CNTY TX MUNI UTILITY	2.625	Baa2	\$1,550,000.00	\$1,550,000.00	\$1,550,000.00	\$1,530,796.70	\$1,099,167.00
	639283202111101	9/1/2047		AA	100.00%				

TIB	3828043F1	GOOSE CREEK TX CONSOL INDEP SC	3.000	Aaa	\$1,000,000.00	\$1,000,000.00	\$1,000,000.00	\$1,050,874.62	\$775,070.00
	613911202106101	2/15/2050		AAA	100.00%				

TIB	041806YT1	ARLINGTON TX HGR EDU FIN CORP	3.000	Aaa	\$1,000,000.00	\$1,000,000.00	\$1,000,000.00	\$1,028,294.93	\$766,070.00
	560829202006230	8/15/2050			100.00%				

18 Muni Tax Exempt - Fixed Rate

Total Pledged	24 Tot: WAS WASHINGTON COUNTY	\$17,955,000.00	\$17,955,000.00	\$18,000,403.14	\$14,157,058.30
		\$29,905,000.00	\$20,865,912.03	\$20,938,373.42	\$16,902,977.16
	\$0.00 Munis with Maturity Under 2 Years	\$0.00			
	\$17,955,000.00 Munis with Maturity Over 2 Years	\$2,910,912.03			
			\$2,910,912.03		
				\$2,910,912.03	
					\$2,910,912.03

\*\* If no data is shown, then there are no pledges for the current period.


TREASURER'S REPORT

EXAMINED AND APPROVED BY WASHINGTON COUNTY INVESTMENT COMMITTEE

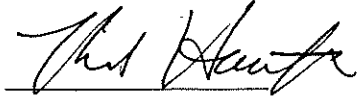
THIS 24th DAY OF September, 20 24



PEGGY KRAMER  
WASHINGTON CO. TREASURER



SHAWNA D HOLLIS  
WASHINGTON CO. AUDITOR



KIRK HANATH  
WASHINGTON CO.  
COMMISSIONER, PCT. 3

\*\*\*\*\*

WASHINGTON COUNTY, TEXAS

FILED WITH THE EXHIBITS ACCOMPANYING SAME,

THIS 24th DAY OF September, 20 24




COUNTY CLERK

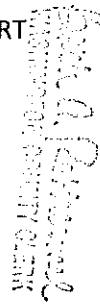
\*\*\*\*\*

EXAMINED AND APPROVED IN OPEN COMMISSIONERS' COURT

THIS 24th DAY OF September, 20 24



PRESIDING OFFICER OF COMMISSIONERS' COURT

  
PATRICIA A. PETERSON  
CLERK OF COUNTY CLERK

FILED AND RECORDED  
2024 SEP 24 PM 12:05